


Introductory sub-table (I)(a)

Name of the Company: ADINATH TEXTILES LTD.			
Scrip Code, Name of the scrip, class of security: BSE-- 514113			
Quarter ended: 31.12.2012			
Partly paid-up shares:-			
	No. of partly paid-up shares	As a % of total no. of partly paid-up shares	As a % of total no. of shares of the company
Held by promoter/promoter group	0	#DIV/0!	0
Held by public	0	#DIV/0!	0
Total	0	#DIV/0!	0
Outstanding convertible securities:-			
	No. of outstanding securities	As a % of total no. of outstanding convertible securities	As a % of total no. of shares of the company, assuming full conversion of the convertible securities
Held by promoter/promoter group	0	#DIV/0!	0
Held by public	0	#DIV/0!	0
Total	0	#DIV/0!	0
Warrants:-			
	No. of warrants	As a % of total no. of warrants	As a % of total no. of shares of the company, assuming full conversion of warrants
Held by promoter/promoter group	0	#DIV/0!	0
Held by public	0	#DIV/0!	0
Total	0	#DIV/0!	0
Total paid-up capital of the company, assuming full conversion of warrants and convertible securities		6814350	




Statement Showing Shareholding Pattern


		Table (I)(a)			Total shareholding as a percentage of total number of shares		Shares Pledged or otherwise encumbered	
Category code	Category of Shareholder	Number of Shareholders	Total number of shares	Number of shares held in dematerialized form	As a percentage of(A+B) ¹	As a percentage of (A+B+C)	Number of shares	As a percentage
(I)	(II)	(III)	(IV)	(V)	(VI)	(VII)	(VIII)	= (VIII)/(IV)*
(A)	Shareholding of Promoter and Promoter							
1	Indian							
(a)	Individuals/ Hindu Undivided Family	1	900	0	0.01	0.01		0.00
(b)	Central Government/ State Government(s)				0.00	0.00		
(c)	Bodies Corporate	9	2883360	2868660	42.31	42.31		0.00
(d)	Financial Institutions/ Banks				0.00	0.00		
(e)	Any Others(Specify)				0.00	0.00		
(e-i)	Relatives of Individual Promoters	3	10800	10800	0.16	0.16		0.00
(e-ii)					0.00	0.00		
	Sub Total(A)(1)	13	2895060	2879460	42.48	42.48	0	0.00
2	Foreign							
a	Individuals (Non-Residents Individuals/ Foreign Individuals)				0.00	0.00		
b	Bodies Corporate				0.00	0.00		




c	Institutions				0.00	0.00		
d	Qualified Foreign Investor				0.00	0.00		
e	Any Others(Specify)				0.00	0.00		
e-i					0.00	0.00		
e-ii								
	Sub Total(A)(2)	0	0	0	0.00	0.00	0	
	Total Shareholding of Promoter and	13	2895060	2879460	42.48	42.48	0	0.00
(B)	Public shareholding							
1	Institutions							
(a)	Mutual Funds/ UTI				0.00	0.00		
(b)	Financial Institutions / Banks	2	600	600	0.01	0.01		
(c)	Central Government/ State Government(s)				0.00	0.00		
(d)	Venture Capital Funds				0.00	0.00		
(e)	Insurance Companies				0.00	0.00		
(f)	Foreign Institutional Investors				0.00	0.00		
(g)	Foreign Venture Capital Investors				0.00	0.00		
(h)	Qualified Foreign Investor				0.00	0.00		
(i)	Any Other (specify)				0.00	0.00		
(i-ii)					0.00	0.00		
(i-ii)								
	Sub-Total (B)(1)	2	600	600	0.01	0.01		
B 2	Non-institutions							
(a)	Bodies Corporate	111	139650	64660	2.05	2.05		
(b)	Individuals							



I	Individuals -i. Individual shareholders holding nominal share capital up to Rs 1 lakh	23263	3621483	778048	53.14	53.14		
II	ii. Individual shareholders holding nominal share capital in excess of Rs. 1 lakh.	4	128187	128187	1.88	1.88		
(c)	Qualified Foreign Investor				0.00	0.00		
(d)	Any Other (specify)				0.00	0.00		
(d-i)	NRI	42	19175	19175	0.28	0.28		
(d-ii)	Clearing Members/ Trust	4	2800	2800	0.04	0.04		
d(iii)	Hindu Undivided Family	34	7395	5895	0.11	0.11		
	Sub-Total (B)(2)	23458	3918690	998765	57.51	57.51		
(B)	Total Public Shareholding (B)= (B)(1)+(B)(2)	23460	3919290	999365	57.52	57.52		
	TOTAL (A)+(B)	23473	6814350	3878825	100.00	100.00		
(C)	Shares held by Custodians and against which Depository Receipts have been issued							
1	Promoter and Promoter Group		0			0.00		#DIV/0!
2	Public		0			0.00		
	Sub-Total (C)	0	0	0		0	0	
	GRAND TOTAL (A)+(B)+(C)	23473	6814350	3878825		100.00	0	0.00




Sr.No	Notes
1	Detail A(1) (a) belongs to the individual promoters and their HUF.
2	Detail A(1) (e-i) belongs to the relatives of individual promoters.
3	Balance promoter holding pending due to death of Sh. D.K.Oswal.
4	
5	
6	
7	
8	
9	



ADINATH TEXTILES LIMITED
QUARTER ENDED 31.12.2012


(I)(b) Statement showing holding of securities (including shares, warrants, convertible securities) of persons belonging to the category "Promoter and Promoter Group"

Sr. No.	Name of the shareholder	Details of Shares held		Encumbered shares (*)			Details of warrants		Details of convertible securities		Total shares (including underlying shares assuming full conversion of warrants and convertible securities) as a % of diluted share capital
		Number of shares held	As a % of grand total (A)+(B)+(C)	No.	As a percentage	As a % of grand total (A)+(B)+(C) of sub-clause (I)(a)	Number of warrants held	As a % total number of warrants of the same class	Number of convertible securities held	As a % total number of convertible securities of the same class	
(I)	(II)	(III)	(IV)	(V)	(VI) = (V)/(III)*100	(VII)	(VIII)	(IX)	(X)	(XI)	(XII)
1	Sh. D.K.Oswal	900	0.01		0.00	0.00	0	0	0	0	900
2	Mrs.Nirmal K. Oswal	1100	0.02		0.00	0.00	0	0	0	0	1100
3	Mr. Kunal Oswal	5400	0.08		0.00	0.00	0	0	0	0	5400
4	Mr. Vishal Oswal	4300	0.06		0.00	0.00	0	0	0	0	4300
5	Shreyans Industries Ltd.	1980000	29.06		0.00	0.00	0	0	0	0	1980000



6	Ojesvi Investment & Mercantile Company	204920	3.01		0.00	0.00	0	0	0	0	204920
7	Adeep Investment Company	175600	2.58		0.00	0.00	0	0	0	0	175600
8	Achin Investment & Mercantile Company	161950	2.38		0.00	0.00	0	0	0	0	161950
9	Levina Investment and Mercantile company	161150	2.36		0.00	0.00	0	0	0	0	161150
10	Virat Investment & Mercantile Company	95840	1.41				0		0	0	95840
11	Shreyans Financial & Capital Services Ltd.	89000	1.31				0	0	0	0	89000
12	Jagvallabh parasnath Capital Investment (P)Ltd.	14700	0.22		0.00	0.00	0	0	0	0	14700
13	Noble Share Trading (P) Ltd.	200	0.00		0.00	0.00	0	0	0	0	200
							0	0	0		
TOTAL		2895060	42.48	0	0.00	0.00	0	0	0	0	2895060

(*) The term "encumbrance" has the same meaning as assigned to it in regulation 28(3) of the SAST Regulations, 2011




ADINATH TEXTILES LIMITED

QUARTER ENDED 31.12.2012

(I)(d) Statement showing details of locked-in shares

Sr. No.	Name of the shareholder	Number of locked-in shares	Locked-in shares as a percentage of total number of shares {i.e., Grand Total (A)+(B)+(C) indicated in Statement at para (I)(a) above}
1	Mrs.Nirmal K. Oswal	1100	0.02
2	Mr. Kunal Oswal	5400	0.08
3	Mr. Vishal Oswal	4300	0.06
4	Shreyans Industries Ltd.	280000	4.11
5	Ojesvi Investment & Mercantile Company	204920	3.01
6	Adeep Investment Company	175600	2.58
7	Achin Investment & Mercantile Company	12950	0.19
8	Levina Investment and Mercantile company	10150	0.15
9	Virat Investment & Mercantile Company	95840	1.41
10	Shreyans Financial & Capital Services Ltd.	88800	1.30
11	Jagvallah parasnath Capital Investment (P)Ltd.	14700	0.22
12	Noble Share Trading (P) Ltd.	200	0.00
13	Mr. Darshan Kumar Oswal	900	0.01
TOTAL		894860	13.13



ADINATH TEXTILES LIMITED
 QUARTER ENDED 31.12.2012

(II)(a) Statement showing details of Depository Receipts (DRs)

Sr. No.	Type of outstanding DR (ADRs, GDRs, SDRs, etc.)	Number of outstanding DRs	Number of shares underlying outstanding DRs	Shares underlying outstanding DRs as a percentage of total number of shares {i.e., Grand Total (A)+(B)+(C) indicated in Statement at para (I)(a) above}
1	NIL			0.00
2				0.00
3				0.00
4				0.00
5				0.00
6				0.00
7				0.00
8				0.00
9				0.00
TOTAL		0	0	0.00



