


Introductory sub-table (I)(a)

<b>Name of the Company: ADINATH TEXTILES LTD.</b>				
<b>Scrip Code, Name of the scrip, class of security: BSE-- 514113</b>				
<b>Quarter ended: 31.03.2012</b>				
<b>Partly paid-up shares:-</b>		<b>No. of partly paid-up shares</b>	<b>As a % of total no. of partly paid-up shares</b>	<b>As a % of total no. of shares of the company</b>
Held by promoter/promoter group		0	#DIV/0!	0
Held by public		0	#DIV/0!	0
	<b>Total - D</b>	<b>0</b>	<b>#DIV/0!</b>	<b>0</b>
<b>Outstanding convertible securities:-</b>		<b>No. of outstanding securities</b>	<b>As a % of total no. of outstanding convertible securities</b>	<b>As a % of total no. of shares of the company, assuming full conversion of the convertible securities</b>
Held by promoter/promoter group		0	#DIV/0!	0
Held by public		0	#DIV/0!	0
	<b>Total - E</b>	<b>0</b>	<b>#DIV/0!</b>	<b>0</b>
<b>Warrants:-</b>		<b>No. of warrants</b>	<b>As a % of total no. of warrants</b>	<b>As a % of total no. of shares of the company, assuming full conversion of warrants</b>
Held by promoter/promoter group		0	#DIV/0!	0
Held by public		0	#DIV/0!	0
	<b>Total - F</b>	<b>0</b>	<b>#DIV/0!</b>	<b>0</b>
<b>Total paid-up capital of the company, assuming full conversion of warrants and convertible securities (Grand Total (A+B+C)+ D+E+F )</b>		<b>6814350</b>		<b>100</b>




### Statement Showing Shareholding Pattern

		Table (I)(a)			Total shareholding as a percentage of total number of shares		Shares Pledged or otherwise encumbered	
Category code	Category of Shareholder	Number of Shareholders	Total number of shares	Number of shares held in dematerialized form	As a percentage of (A+B) <sup>1</sup>	As a percentage of (A+B+C)	Number of shares	As a percentage
(I)	(II)	(III)	(IV)	(V)	(VI)	(VII)	(VIII)	X) = (VIII)/(IV)*10
<b>(A)</b>	<b>Shareholding of Promoter and</b>							
<b>1</b>	<b>Indian</b>							
(a)	Individuals/ Hindu Undivided Family		1	900	0	0.01	0.01	0
(b)	Central Government/ State Government(s)					0.00	0.00	0
(c)	Bodies Corporate		9	2883160	330520	42.31	42.31	2000000
(d)	Financial Institutions/ Banks					0.00	0.00	
(e)	Any Others(Specify)					0.00	0.00	
(e-i)	Relatives of Individual Promoters		3	10800	10800	0.16	0.16	0.00
(e-ii)						0.00	0.00	
	<b>Sub Total(A)(1)</b>		<b>13</b>	<b>2894860</b>	<b>341320</b>	42.48	42.48	2000000
<b>2</b>	<b>Foreign</b>							



a	Individuals (Non-Residents Individuals/ Foreign Individuals)				0.00	0.00	
b	Bodies Corporate				0.00	0.00	
c	Institutions				0.00	0.00	
d	Any Others(Specify)				0.00	0.00	
d-i					0.00	0.00	
d-ii					0.00	0.00	
	<b>Sub Total(A)(2)</b>	<b>0</b>	<b>0</b>	<b>0</b>	<b>0.00</b>	<b>0.00</b>	<b>0</b>
	<b>Total Shareholding of Promoter and</b>	<b>13</b>	<b>2894860</b>	<b>341320</b>	<b>42.48</b>	<b>42.48</b>	<b>2000000</b>
<b>(B)</b>	<b>Public shareholding</b>						
<b>1</b>	<b>Institutions</b>						
(a)	Mutual Funds/ UTI	0	0	0	0.00	0.00	
(b)	Financial Institutions / Banks	2	600	600	0.01	0.01	
(c)	Central Government/ State Government(s)	0	0	0	0.00	0.00	
(d)	Venture Capital Funds	0			0.00	0.00	
(e)	Insurance Companies	0			0.00	0.00	
(f)	Foreign Institutional Investors	0			0.00	0.00	
(g)	Foreign Venture Capital Investors	0			0.00	0.00	
(h)	Any Other (specify)	0			0.00	0.00	
(h-i)					0.00	0.00	
(h-ii)					0.00	0.00	
	<b>Sub-Total (B)(1)</b>	<b>2</b>	<b>600</b>	<b>600</b>	<b>0.01</b>	<b>0.01</b>	
<b>B 2</b>	<b>Non-institutions</b>						

69.09



(a)	Bodies Corporate	92	93567	19777	1.37	1.37	
(b)	Individuals						
I	Individuals -i. Individual shareholders holding nominal share capital up to Rs 1 lakh	23408	3661586	779541	53.73	53.73	
II	ii. Individual shareholders holding nominal share capital in excess of Rs. 1 lakh.	5	144887	144887	2.13	2.13	
(c)	Any Other (specify)	0	0	0	0.00	0.00	
(c-i)	NRI	39	18650	18650	0.27	0.27	
(c-ii)	Clearing Members/ Trust	1	200	200	0.00	0.00	
	<b>Sub-Total (B)(2)</b>	<b>23545</b>	<b>3918890</b>	<b>963055</b>	<b>57.51</b>	<b>57.51</b>	
<b>(B)</b>	<b>Total Public Shareholding (B)= (B)(1)+(B)(2)</b>	<b>23547</b>	<b>3919490</b>	<b>963655</b>	<b>57.52</b>	<b>57.52</b>	
	<b>TOTAL (A)+(B)</b>	<b>23560</b>	<b>6814350</b>	<b>1304975</b>	<b>100.00</b>	<b>100.00</b>	
<b>(C)</b>	<b>Shares held by Custodians and against which Depository Receipts have been issued</b>						
1	Promoter and Promoter Group					0.00	
2	Public					0.00	
	<b>Sub-Total (C)</b>	<b>0</b>	<b>0</b>	<b>0</b>			<b>0</b>
	<b>GRAND TOTAL (A)+(B)+(C)</b>	<b>23560</b>	<b>6814350</b>	<b>1304975</b>		<b>100.00</b>	<b>2000000</b>



Sr.No	Notes
1	Detail A(1) (a) belongs to the individual promoters and their HUF.
2	Detail A(1) (e) belongs to the relatives of individual promoters.
3	Balance promoter holding is under the process of De-materialisation.
4	
5	
6	
7	
8	
9	



(I)(b) Statement showing Shareholding of persons belonging to the category  
"Promoter and Promoter Group"


**ADINATH TEXTILES LTD. AS ON 31.03.2012**

Sr. No.	Name of the shareholder	Total shares held		Shares pledged or otherwise encumbered		As a % of grand total (A)+(B)+(C) of sub-clause (I)(a)
		Number of shares	As a % of grand total (A)+(B)+(C)	Number	As a percentage	
(I)	(II)	(III)	(IV)	(V)	(VI)=(V)/(III)*10	(VII)
1	Sh. D.K.Oswal	900	0.01	0	0.00	0.00
2	Mrs.Nirmal K. Oswal	1100	0.02	0	0.00	0.00
3	Mr. Kunal Oswal	5400	0.08	0	0.00	0.00
4	Mr. Vishal Oswal	4300	0.06	0	0.00	0.00
5	Shreyans Industries Ltd.	1980000	29.06	1700000	85.86	24.95
6	Ojesvi Investment & Mercantile Comp	204920	3.01	0	0.00	
7	Adeep Investment Company	175600	2.58	0	0.00	
8	Achin Investment & Mercantile Compa	161950	2.38	149000	92.00	2.19
9	Levina Investment and Mercantile com	161150	2.36	151000	93.70	2.22
10	Virat Investment & Mercantile Compa	95840	1.41	0	0.00	
11	Shreyans Financial & Capital Services	88800	1.30	0	0.00	
12	Jagvallabh parasnath Capital Investmen	14700	0.22	0	0.00	
13	Noble Share Trading (P) Ltd.	200	0.00	0	0.00	
			0.00			0.00
<b>TOTAL</b>		<b>2894860</b>	<b>42.48</b>	<b>2000000</b>	<b>69.09</b>	<b>29.35</b>

161150  
151000  
101150

1980000  
1700000  
280000


161950  
149000  
12950



ADINATH TEXTILES LTD.  
 QUARTER ENDED 31.03.2012

(I)(c )(i) Statement showing holding of securities (including shares, warrants, convertible securities) of persons belonging to the category "Public" and holding more than 1% of the total number of shares


Sr No	Name of the Shareholder	Number of shares held	Shares as percentage of total number of shares {i.e., Grand Total (A)+(B)+(C) indicated in statement at para (I) (a) above}	Details of warrants		Details of convertible securities		Total shares (including underlying shares assuming full conversion of warrants and convertible securities) as % of diluted shares capital
				Number of warrants held	As a % total number of warrants of the same class	Number of convertible securities held	% w.r.t. total number of convertible securities of the same class	
1		<b>NIL</b>		0		0		
2				0		0		
3				0		0		
4				0		0		
5				0		0		
				0		0		
	<b>TOTAL</b>			0		0		



ADINATH TEXTILES LTD.  
 QUARTER ENDED 31.03.2012

(I)(c)(ii) Statement showing holding of securities (including shares, warrants, convertible securities) of persons (together with PAC) belonging to the category "Public" and holding more than 5% of the total number of shares of the company

Sr No	Name of the Shareholder	Number of shares held	Shares as percentage of total number of shares {i.e., Grand Total (A)+(B)+(C) indicated in statement at para (I) (a) above}	Details of warrants		Details of convertible securities		Total shares (including underlying shares assuming full conversion of warrants and convertible securities) as % of diluted shares capital
				Number of warrants held	As a % total number of warrants of the same class	Number of convertible securities held	% w.r.t. total number of convertible securities of the same class	
1		<b>NIL</b>		0		0		
2.								
	<b>TOTAL</b>							





**(I)(d) Statement showing details of locked-in shares**

ADINATH TEXTILES LTD. AS ON 31.03.2012

Sr. No.	Name of the shareholder	Number of locked-in shares	Locked-in shares as a percentage of total number of shares {i.e., Grand Total (A)+(B)+(C) indicated in Statement at para (I)(a) above}	
1	<b>NIL</b>		0.00%	
2			0.00%	
3			0.00%	
4			0.00%	
5			0.00%	
6			0.00%	
7			0.00%	
8			0.00	
9			0.00	
<b>TOTAL</b>		<b>0</b>	<b>0.00</b>	



(II)(a) Statement showing details of Depository Receipts (DRs)

ADINATH TEXTILES LTD. AS ON 31.03.2012

Sr. No.	Type of outstanding DR (ADRs, GDRs, SDRs, etc.)	Number of outstanding DRs	Number of shares underlying outstanding DRs	Shares underlying outstanding DRs as a percentage of total number of shares {i.e., Grand Total (A)+(B)+(C) indicated in Statement at para (I)(a) above}
1				0.00
2				0.00
3	<b>NIL</b>			0.00
4				0.00
5				0.00
6				0.00
7				0.00
8				0.00
9				0.00
<b>TOTAL</b>		<b>0</b>	<b>0</b>	0.00



(II)(b) Statement showing holding of Depository Receipts (DRs), where underlying shares held by "promoter/promoter group" are in excess of 1% of the total number of shares

ADINATH TEXTILES LTD. AS ON 31.03.2012

Sr. No.	Name of the DR Holder	Type of outstanding DR (ADRs, GDRs, SDRs, etc.)	Number of shares underlying outstanding DRs	Shares underlying outstanding DRs as a percentage of total number of shares {i.e., Grand Total (A)+(B)+(C) indicated in Statement at para (I)(a) above}
1				0.00
2				0.00
3				0.00
4	NIL			0.00
5				0.00
6				0.00
7				0.00
8				0.00
9				0.00
<b>TOTAL</b>			<b>0</b>	<b>0.00</b>

