



Introductory sub-table (I)(a)

Name of the Company: <b>ADINATH TEXTILES LTD.</b>			
Scrip Code, Name of the scrip, class of security: <b>BSE-- 514113</b>			
Quarter ended: <b>30.09.2012</b>			
<b>Partly paid-up shares:-</b>			
	<b>No. of partly paid-up shares</b>	<b>As a % of total no. of partly paid-up shares</b>	<b>As a % of total no. of shares of the company</b>
Held by promoter/promoter group	0	#DIV/0!	0
Held by public	0	#DIV/0!	0
<b>Total</b>	<b>0</b>	<b>#DIV/0!</b>	<b>0</b>
<b>Outstanding convertible securities:-</b>			
	<b>No. of outstanding securities</b>	<b>As a % of total no. of outstanding convertible securities</b>	<b>As a % of total no. of shares of the company, assuming full conversion of the convertible securities</b>
Held by promoter/promoter group	0	#DIV/0!	0
Held by public	0	#DIV/0!	0
<b>Total</b>	<b>0</b>	<b>#DIV/0!</b>	<b>0</b>
<b>Warrants:-</b>			
	<b>No. of warrants</b>	<b>As a % of total no. of warrants</b>	<b>As a % of total no. of shares of the company, assuming full conversion of warrants</b>
Held by promoter/promoter group	0	#DIV/0!	0
Held by public	0	#DIV/0!	0
<b>Total</b>	<b>0</b>	<b>#DIV/0!</b>	<b>0</b>
Total paid-up capital of the company, assuming full conversion of warrants and convertible securities			
6814350			




Introductory sub-table (I)(a)

Name of the Company: <b>ADINATH TEXTILES LTD.</b>				
Scrip Code, Name of the scrip, class of security: <b>BSE-- 514113</b>				
Quarter ended: <b>30.09.2012</b>				
<b>Partly paid-up shares:-</b>		<b>No. of partly paid-up shares</b>	<b>As a % of total no. of partly paid-up shares</b>	<b>As a % of total no. of shares of the company</b>
Held by promoter/promoter group		0	#DIV/0!	0
Held by public		0	#DIV/0!	0
	<b>Total</b>	0	#DIV/0!	0
<b>Outstanding convertible securities:- No. of outstanding securities</b>		<b>No. of outstanding securities</b>	<b>As a % of total no. of outstanding convertible securities</b>	<b>As a % of total no. of shares of the company, assuming full conversion of the convertible securities</b>
Held by promoter/promoter group		0	#DIV/0!	0
Held by public		0	#DIV/0!	0
	<b>Total</b>	0	#DIV/0!	0
<b>Warrants:-</b>		<b>No. of warrants</b>	<b>As a % of total no. of warrants</b>	<b>As a % of total no. of shares of the company, assuming full conversion of warrants</b>
Held by promoter/promoter group		0	#DIV/0!	0
Held by public		0	#DIV/0!	0
	<b>Total</b>	0	#DIV/0!	0
Total paid-up capital of the company, assuming full conversion of warrants and convertible securities		6814350		




### Statement Showing Shareholding Pattern


Category code	Category of Shareholder	Number of Shareholders	Table (I)(a)		Total shareholding as a percentage of total number of shares		Shares Pledged or otherwise encumbered	
			Total number of shares	Number of shares held in dematerialized form	As a percentage of (A+B) <sup>1</sup>	As a percentage of (A+B+C)	Number of shares	As a percentage
(I)	(II)	(III)	(IV)	(V)	(VI)	(VII)	(VIII)	(VIII)*(IV)*
<b>(A)</b>	<b>Shareholding of Promoter and</b>							
<b>1</b>	<b>Indian</b>							
(a)	Individuals/ Hindu Undivided Family	1	900	0	0.01	0.01		0.00
(b)	Central Government/ State Government(s)				0.00	0.00		
(c)	Bodies Corporate	9	2883160	2883160	42.31	42.31	2000000	69.37
(d)	Financial Institutions/ Banks				0.00	0.00		
(e)	Any Others(Specify)				0.00	0.00		
(e-i)	Relatives of Individual Promoters	3	10800	10800	0.16	0.16		0.00
(e-ii)					0.00	0.00		
	<b>Sub Total(A)(1)</b>	<b>13</b>	<b>2894860</b>	<b>2893960</b>	<b>42.48</b>	<b>42.48</b>	<b>2000000</b>	<b>69.09</b>
<b>2</b>	<b>Foreign</b>							
a	Individuals (Non-Residents Individuals/ Foreign Individuals)				0.00	0.00		
b	Bodies Corporate				0.00	0.00		
c	Institutions				0.00	0.00		



d	Qualified Foreign Investor				0.00	0.00		
e	Any Others(Specify)				0.00	0.00		
e-i								
e-ii								
	<b>Sub Total(A)(2)</b>	<b>0</b>	<b>0</b>	<b>0</b>	0.00	0.00	<b>0</b>	
	<b>Total Shareholding of Promoter and</b>	<b>13</b>	<b>2894860</b>	<b>2893960</b>	42.48	42.48	<b>2000000</b>	69.09
<b>(B)</b>	<b>Public shareholding</b>							
<b>1</b>	<b>Institutions</b>							
(a)	Mutual Funds/ UTI				0.00	0.00		
(b)	Financial Institutions Banks	2	600	600	0.01	0.01		
(c)	Central Government/ State Government(s)				0.00	0.00		
(d)	Venture Capital Funds				0.00	0.00		
(e)	Insurance Companies				0.00	0.00		
(f)	Foreign Institutional Investors				0.00	0.00		
(g)	Foreign Venture Capital Investors				0.00	0.00		
(h)	Qualified Foreign Investor				0.00	0.00		
(i)	Any Other (specify)				0.00	0.00		
(i-ii)								
(i-ii)								
	<b>Sub-Total (B)(1)</b>	<b>2</b>	<b>600</b>	<b>600</b>	0.01	0.01		
<b>B 2</b>	<b>Non-institutions</b>							
(a)	Bodies Corporate	99	111739	36849	1.64	1.64		
(b)	Individuals							



I	Individuals -i. Individual shareholders holding nominal share capital up to Rs 1 lakh	23338	3633869	782584	53.33	53.33		
II	ii. Individual shareholders holding nominal share capital in excess of Rs. 1 lakh.	5	144887	144887	2.13	2.13		
(c)	Qualified Foreign Investor				0.00	0.00		
(d)	Any Other (specify)				0.00	0.00		
(d-i)	NRI	43	19575	19575	0.29	0.29		
(d-ii)	Clearing Members/ Trust	2	1125	1125	0.02	0.02		
(d-iii)	Hindu Undivided Family	36	7695	6095	0.11	0.11		
	<b>Sub-Total (B)(2)</b>	<b>23523</b>	<b>3918890</b>	<b>991115</b>	<b>57.51</b>	<b>57.51</b>		
(B)	<b>Total Public Shareholding (B)= (B)(1)+(B)(2)</b>	<b>23525</b>	<b>3919490</b>	<b>991715</b>	<b>57.52</b>	<b>57.52</b>		
	<b>TOTAL (A)+(B)</b>	<b>23538</b>	<b>6814350</b>	<b>3885675</b>	<b>100.00</b>	<b>100.00</b>		
(C)	<b>Shares held by Custodians and against which Depository Receipts have been issued</b>							
1	Promoter and Promoter Group		0			0.00		#DIV/0!
2	Public		0			0.00		
	<b>Sub-Total (C )</b>	<b>0</b>	<b>0</b>	<b>0</b>		<b>0</b>	<b>0</b>	
	<b>GRAND TOTAL (A)+(B)+(C)</b>	<b>23538</b>	<b>6814350</b>	<b>3885675</b>		<b>100.00</b>	<b>2000000</b>	<b>29.35</b>




**Notes**

Detail A(1) (a) belongs to the individual promoters and their HUF.

Detail A(1) (e) belongs to the relatives of individual promoters.

Balance promoter holding pending due to death of Sh. D.K.Oswal.




ADINATH TEXTILES LIMITED  
 QUARTER ENDED 30.09.2012

(I)(b) Statement showing holding of securities (including shares, warrants, convertible securities) of persons belonging to the category "Promoter and Promoter Group"

Sr.	Name of the	Details of Shares held	Encumbered shares (*)	Details of warrants	Details of convertible securities	Total shares (including underlying shares assuming full conversion of warrants and convertible securities) as a % of diluted share capital




No.	shareholder	Number of shares held	As a % of grand total (A)+(B)+(C)	No.	As a percentage	As a % of grand total (A)+(B)+(C) of sub-clause (I)(a)	Number of warrants held	As a % total number of warrants of the same class	Number of convertible securities held	As a % total number of convertible securities of the same class	
(I)	(II)	(III)	(IV)	(V)	(VI)=(V)/(III)*100	(VII)	(VIII)	(IX)	(X)	(XI)	(XII)
1	Sh. D.K.Oswal	900	0.01		0.00	0.00	0	0	0	0	900
2	Mrs.Nirmal K. Oswal	1100	0.02		0.00	0.00	0	0	0	0	1100
3	Mr. Kunal Oswal	5400	0.08		0.00	0.00	0	0	0	0	5400
4	Mr. Vishal Oswal	4300	0.06		0.00	0.00	0	0	0	0	4300
5	Shreyans Industries Ltd.	1980000	29.06	1700000	85.86	24.95	0	0	0	0	1980000
6	Ojesvi Investment & Mercantile Company	204920	3.01		0.00	0.00	0	0	0	0	204920
7	Adeep Investment Company	175600	2.58		0.00	0.00	0	0	0	0	175600
8	Achin Investment & Mercantile Company	161950	2.38	149000	92.00	2.19	0	0	0	0	161950
9	Levina Investment and Mercantile company	161150	2.36	151000	93.70	2.22	0	0	0	0	161150
10	Virat Investment & Mercantile Company	95840	1.41						0	0	95840
11	Shreyans Financial & Capital Services Ltd.	88800	1.30						0	0	88800





12	Jagvallabh parasnath Capital Investment (P)Ltd.	14700	0.22		0.00	0.00	0	0	0	0	14700
13	Noble Share Trading (P) Ltd.	200	0.00		0.00	0.00	0	0	0	0	200
							0	0	0		
<b>TOTAL</b>		<b>2894860</b>	<b>42.48</b>	<b>2000000</b>	<b>69.09</b>	<b>29.35</b>	<b>0</b>	<b>0</b>	<b>0</b>	<b>0</b>	<b>2894860</b>

(\* The term "encumbrance" has the same meaning as assigned to it in regulation 28(3) of the SAST Regulations, 2011








ADINATH TEXTILES LIMITED

QUARTER ENDED 30.09.2012

(I)(d) Statement showing details of locked-in shares

Sr. No.	Name of the shareholder	Number of locked-in shares	Locked-in shares as a percentage of total number of shares {i.e., Grand Total (A)+(B)+(C) indicated in Statement at para (I)(a) above}
1	Mrs.Nirmal K. Oswal	1100	0.02
2	Mr. Kunal Oswal	5400	0.08
3	Mr. Vishal Oswal	4300	0.06
4	Shreyans Industries Ltd.	280000	4.11
5	Ojesvi Investment & Mercantile Company	204920	3.01
6	Adeep Investment Company	175600	2.58
7	Achin Investment & Mercantile Company	12950	0.19
8	Levina Investment and Mercantile company	10150	0.15
9	Virat Investment & Mercantile Company	95840	1.41
10	Shreyans Financial & Capital Services Ltd.	88800	1.30
11	Jagvallabh parasnath Capital Investment (P)Ltd.	14700	0.22
12	Noble Share Trading (P) Ltd.	200	0.00
<b>TOTAL</b>		<b>893760</b>	<b>13.12</b>





ADINATH TEXTILES LIMITED  
 QUARTER ENDED 30.09.2012

(II)(a) Statement showing details of Depository Receipts (DRs)

Sr. No.	Type of outstanding DR (ADRs, GDRs, SDRs, etc.)	Number of outstanding DRs	Number of shares underlying outstanding DRs	Shares underlying outstanding DRs as a percentage of total number of shares {i.e., Grand Total (A)+(B)+(C) indicated in Statement at para (I)(a) above}
1	NIL			0.00
2				0.00
3				0.00
4				0.00
5				0.00
6				0.00
7				0.00
8				0.00
9				0.00
<b>TOTAL</b>		<b>0</b>	<b>0</b>	<b>0.00</b>

