



Introductory sub-table (I)(a)

Name of the Company: <b>ADINATH TEXTILES LTD.</b>			
Scrip Code, Name of the scrip, class of security: <b>BSE-- 514113</b>			
Quarter ended: <b>30.06.2012</b>			
<b>Partly paid-up shares:-</b>			
	<b>No. of partly paid-up shares</b>	<b>As a % of total no. of partly paid-up shares</b>	<b>As a % of total no. of shares of the company</b>
Held by promoter/promoter group	0	#DIV/0!	0
Held by public	0	#DIV/0!	0
<b>Total</b>	<b>0</b>	<b>#DIV/0!</b>	<b>0</b>
<b>Outstanding convertible securities:-</b>			
	<b>No. of outstanding securities</b>	<b>As a % of total no. of outstanding convertible securities</b>	<b>As a % of total no. of shares of the company, assuming full conversion of the convertible securities</b>
Held by promoter/promoter group	0	#DIV/0!	0
Held by public	0	#DIV/0!	0
<b>Total</b>	<b>0</b>	<b>#DIV/0!</b>	<b>0</b>
<b>Warrants:-</b>			
	<b>No. of warrants</b>	<b>As a % of total no. of warrants</b>	<b>As a % of total no. of shares of the company, assuming full conversion of warrants</b>
Held by promoter/promoter group	0	#DIV/0!	0
Held by public	0	#DIV/0!	0
<b>Total</b>	<b>0</b>	<b>#DIV/0!</b>	<b>0</b>
Total paid-up capital of the company, assuming full conversion of warrants and convertible securities			
			6814350




### Statement Showing Shareholding Pattern

			Table (I)(a)					
Category code	Category of Shareholder	Number of Shareholders	Total number of shares	Number of shares held in dematerialized form	Total shareholding as a percentage of total number of shares		Shares Pledged or otherwise encumbered	
					As a percentage of (A+B) <sup>1</sup>	As a percentage of (A+B+C)	Number of shares	As a percentage
(I)	(II)	(III)	(IV)	(V)	(VI)	(VII)	(VIII)	= (VIII)/(IV)*
<b>(A)</b>	<b>Shareholding of Promoter and</b>							
<b>1</b>	<b>Indian</b>							
(a)	Individuals/ Hindu Undivided Family		1	900	0	0.01	0.01	0.00
(b)	Central Government/ State Government(s)					0.00	0.00	
(c)	Bodies Corporate		9	2883160	2883160	42.31	42.31	2000000 69.37
(d)	Financial Institutions/ Banks					0.00	0.00	
(e)	Any Others(Specify)					0.00	0.00	
(e-i)	Relatives of Individual Promoters		3	10800	10800	0.16	0.16	0.00
(e-ii)						0.00	0.00	
	<b>Sub Total(A)(1)</b>		<b>13</b>	<b>2894860</b>	<b>2893960</b>	42.48	42.48	<b>2000000 69.09</b>
<b>2</b>	<b>Foreign</b>							
a	Individuals (Non-Residents Individuals/ Foreign Individuals)					0.00	0.00	
b	Bodies Corporate					0.00	0.00	
c	Institutions					0.00	0.00	




d	Qualified Foreign Investor				0.00	0.00		
e	Any Others(Specify)				0.00	0.00		
e-i					0.00	0.00		
e-ii								
	<b>Sub Total(A)(2)</b>	<b>0</b>	<b>0</b>	<b>0</b>	<b>0.00</b>	<b>0.00</b>	<b>0</b>	
	<b>Total Shareholding of Promoter and</b>	<b>13</b>	<b>2894860</b>	<b>2893960</b>	<b>42.48</b>	<b>42.48</b>	<b>2000000</b>	<b>69.09</b>
<b>(B)</b>	<b>Public shareholding</b>							
<b>1</b>	<b>Institutions</b>							
(a)	Mutual Funds/ UTI				0.00	0.00		
(b)	Financial Institutions Banks	2	600	600	0.01	0.01		
(c)	Central Government/ State Government(s)				0.00	0.00		
(d)	Venture Capital Funds				0.00	0.00		
(e)	Insurance Companies				0.00	0.00		
(f)	Foreign Institutional Investors				0.00	0.00		
(g)	Foreign Venture Capital Investors				0.00	0.00		
(h)	Qualified Foreign Investor				0.00	0.00		
(i)	Any Other (specify)				0.00	0.00		
(i-ii)					0.00	0.00		
(i-ii)								
	<b>Sub-Total (B)(1)</b>	<b>2</b>	<b>600</b>	<b>600</b>	<b>0.01</b>	<b>0.01</b>		
<b>B 2</b>	<b>Non-institutions</b>							
(a)	Bodies Corporate	93	94777	19987	1.39	1.39		
(b)	Individuals							






d	Qualified Foreign Investor				0.00	0.00		
e	Any Others(Specify)				0.00	0.00		
e-i					0.00	0.00		
e-ii								
	<b>Sub Total(A)(2)</b>	<b>0</b>	<b>0</b>	<b>0</b>	0.00	0.00	<b>0</b>	
	<b>Total Shareholding of Promoter and</b>	<b>13</b>	<b>2894860</b>	<b>2893960</b>	42.48	42.48	<b>2000000</b>	69.09
<b>(B)</b>	<b>Public shareholding</b>							
<b>1</b>	<b>Institutions</b>							
(a)	Mutual Funds/ UTI				0.00	0.00		
(b)	Financial Institutions Banks	2	600	600	0.01	0.01		
(c)	Central Government/ State Government(s)				0.00	0.00		
(d)	Venture Capital Funds				0.00	0.00		
(e)	Insurance Companies				0.00	0.00		
(f)	Foreign Institutional Investors				0.00	0.00		
(g)	Foreign Venture Capital Investors				0.00	0.00		
(h)	Qualified Foreign Investor				0.00	0.00		
(i)	Any Other (specify)				0.00	0.00		
(i-ii)					0.00	0.00		
(i-ii)								
	<b>Sub-Total (B)(1)</b>	<b>2</b>	<b>600</b>	<b>600</b>	0.01	0.01		
<b>B 2</b>	<b>Non-institutions</b>							
(a)	Bodies Corporate	93	94777	19987	1.39	1.39		
(b)	Individuals							



I	Individuals -i. Individual shareholders holding nominal share capital up to Rs 1 lakh	23347	3643656	773921	53.47	53.47		
II	ii. Individual shareholders holding nominal share capital in excess of Rs. 1 lakh.	6	154987	144887	2.27	2.27		
(c)	Qualified Foreign Investor				0.00	0.00		
(d)	Any Other (specify)				0.00	0.00		
(d-i)	NRI	41	19275	19275	0.28	0.28		
(d-ii)	Clearing Members/ Trust	1	200	200	0.00	0.00		
d(iii)	Hindu Undivided Family	29	5995	5995	0.09	0.09		
	<b>Sub-Total (B)(2)</b>	<b>23517</b>	<b>3918890</b>	<b>964265</b>	<b>57.51</b>	<b>57.51</b>		
(B)	<b>Total Public Shareholding (B)= (B)(1)+(B)(2)</b>	<b>23519</b>	<b>3919490</b>	<b>964865</b>	<b>57.52</b>	<b>57.52</b>		
	<b>TOTAL (A)+(B)</b>	<b>23532</b>	<b>6814350</b>	<b>3858825</b>	<b>100.00</b>	<b>100.00</b>		
(C)	<b>Shares held by Custodians and against which Depository Receipts have been issued</b>							
1	Promoter and Promoter Group		0			0.00		#DIV/0!
2	Public		0			0.00		
	<b>Sub-Total (C )</b>	<b>0</b>	<b>0</b>	<b>0</b>		<b>0</b>	<b>0</b>	
	<b>GRAND TOTAL (A)+(B)+(C)</b>	<b>23532</b>	<b>6814350</b>	<b>3858825</b>		<b>100.00</b>	<b>2000000</b>	<b>29.35</b>




**Notes**

Detail A(1) (a) belongs to the individual promoters and their HUF.

Detail A(1) (e) belongs to the relatives of individual promoters.


Balance promoter holding pending due to death of Sh. D.K.Oswal.



ADINATH TEXTILES LIMITED  
 QUARTER ENDED 30.06.2012

(I)(b) Statement showing holding of securities (including shares, warrants, convertible securities) of persons belonging to the category "Promoter and Promoter Group"


Sr.	Name of the	Details of Shares held		Encumbered shares (*)			Details of warrants		Details of convertible securities		Total shares (including underlying shares assuming full conversion of warrants and convertible securities)
		Number of shares held	As a % of grand total (A)+(B)+(C)	No.	As a percentage	As a % of grand total (A)+(B)+(C) of sub-clause (I)(a)	Number of warrants held	As a % total number of warrants of the same class	Number of convertible securities held	As a % total number of convertible securities of the same class	
No.	shareholder	(III)	(IV)	(V)	(VI) = (V)/(III)*100	(VII)	(VIII)	(IX)	(X)	(XI)	(XII)
1	Sh. D.K.Oswal	900	0.01		0.00	0.00		0	0	0	900
2	Mrs.Nirmal K. Oswal	1100	0.02		0.00	0.00		0	0	0	1100





3	Mr. Kunal Oswal	5400	0.08		0.00	0.00	0	0	0	0	5400
4	Mr. Vishal Oswal	4300	0.06		0.00	0.00	0	0	0	0	4300
5	Ltd.	1980000	29.06	1700000	85.86	24.95	0	0	0	0	1980000
6	Ojesvi Investment & Mercantile Company	204920	3.01		0.00	0.00	0	0	0	0	204920
7	Adeep Investment Company	175600	2.58		0.00	0.00	0	0	0	0	175600
8	Achin Investment & Mercantile Company	161950	2.38	149000	92.00	2.19	0	0	0	0	161950
9	Levina Investment and Mercantile company	161150	2.36	151000	93.70	2.22	0	0	0	0	161150
10	Virat Investment & Mercantile Company	95840	1.41				0	0	0	0	95840
11	Shreyans Financial & Capital Services Ltd.	88800	1.30				0	0	0	0	88800
12	Jagvallabh parasnath Capital Investment (P)Ltd.	14700	0.22		0.00	0.00	0	0	0	0	14700
13	Noble Share Trading (P) Ltd.	200	0.00		0.00	0.00	0	0	0	0	200
							0	0	0	0	
<b>TOTAL</b>		<b>2894860</b>	<b>42.48</b>	<b>2000000</b>	<b>69.09</b>	<b>29.35</b>	<b>0</b>	<b>0</b>	<b>0</b>	<b>0</b>	<b>2894860</b>

(\*) The term "encumbrance" has the same meaning as assigned to it in regulation 28(3) of the SAST Regulations, 2011






ADINATH TEXTILES LIMITED  
 QUARTER ENDED 30.06.2012

(T)(c)(i) Statement showing holding of securities (including shares, warrants, convertible securities) of persons belonging to the category "Public" and holding more than 1% of the total number of shares


Sr. No.	Name of the shareholder	Number of shares held	Shares as a percentage of total number of shares {i.e., Grand Total (A)+(B)+(C) indicated in Statement at para (I)(a) above}	Details of warrants		Details of convertible securities		Total shares (including underlying shares assuming full conversion of warrants and convertible securities) as a % of diluted share capital
				Number of warrants held	As a % total number of warrants of the same class	Number of convertible securities held	% w.r.t total number of convertible securities of the same class	
1			0.00		0		0	
2			0.00		0		0	
3	<b>NIL</b>		0.00		0		0	
4			0.00		0		0	
5			0.00		0		0	
6			0.00		0		0	
7			0.00		0		0	
8			0.00		0		0	
9			0.00		0		0	
10			0.00		0		0	
<b>TOTAL</b>		<b>0</b>	<b>0.00</b>	<b>0</b>	<b>0</b>	<b>0</b>	<b>0</b>	<b>0</b>



**ADINATH TEXTILES LIMITED**  
**QUARTER ENDED 30.06.2012**

(I)(c)(ii) Statement showing holding of securities (including shares, warrants, convertible securities) of persons (together with PAC) belonging to the category "Public" and holding more than 5% of the total number of shares of the company


Sr. No.	Name(s) of the shareholder(s) and the Persons Acting in Concert (PAC) with them	Number of shares	Shares as a percentage of total number of shares {i.e., Grand Total (A)+(B)+(C) indicated in Statement at para (I)(a) above}	Details of warrants		Details of convertible securities		Total shares (including underlying shares assuming full conversion of warrants and convertible securities) as a % of diluted share capital
				Number of warrants	As a % total number of warrants of the same class	Number of convertible securities held	% w.r.t total number of convertible securities of the same class	
1	<b>NIL</b>		0.00		0		0	
2			0.00		0		0	
3			0.00		0		0	
4			0.00		0		0	
5			0.00		0		0	
6			0.00		0		0	
7			0.00		0		0	
8			0.00		0		0	
9			0.00		0		0	
10			0.00		0		0	
<b>TOTAL</b>		<b>0</b>	<b>0.00</b>	<b>0</b>	<b>0</b>	<b>0</b>	<b>0</b>	<b>0</b>



**ADINATH TEXTILES LIMITED**  
**QUARTER ENDED 30.06.2012**


**(II)(a) Statement showing details of Depository Receipts (DRs)**

Sr. No.	Type of outstanding DR (ADRs, GDRs, SDRs, etc.)	Number of outstanding DRs	Number of shares underlying outstanding DRs	Shares underlying outstanding DRs as a percentage of total number of shares {i.e., Grand Total (A)+(B)+(C) indicated in Statement at para (I)(a) above}
1	<b>NIL</b>			0.00
2				0.00
3				0.00
4				0.00
5				0.00
6				0.00
7				0.00
8				0.00
9				0.00
<b>TOTAL</b>		<b>0</b>	<b>0</b>	<b>0.00</b>



**ADINATH TEXTILES LIMITED****QUARTER ENDED 30.06.2012****(I)(d) Statement showing details of locked-in shares**

Sr. No.	Name of the shareholder	Number of locked-in shares	Locked-in shares as a percentage of total number of shares {i.e., Grand Total (A)+(B)+(C) indicated in Statement at para (I)(a) above}
1	Mrs.Nirmal K. Oswal	1100	0.02
2	Mr. Kunal Oswal	5400	0.08
3	Mr. Vishal Oswal	4300	0.06
4	Shreyans Industries Ltd.	280000	4.11
5	Ojesvi Investment & Mercantile Company	204920	3.01
6	Adeep Investment Company	175600	2.58
7	Achin Investment & Mercantile Company	12950	0.19
8	Levina Investment and Mercantile company	10150	0.15
9	Virat Investment & Mercantile Company	95840	1.41
10	Shreyans Financial & Capital Services Ltd.	88800	1.30
11	Jagvallabh parasnath Capital Investment (P)Ltd.	14700	0.22
12	Noble Share Trading (P) Ltd.	200	0.00
<b>TOTAL</b>		<b>893760</b>	<b>13.12</b>





**(II)(b) Statement showing holding of Depository Receipts (DRs), where underlying shares held by "promoter/promoter group" are in excess of 1% of the total number of shares**

Sr. No.	Name of the DR Holder	Type of outstanding DR (ADRs, GDRs, SDRs, etc.)	Number of shares underlying outstanding DRs	Shares underlying outstanding DRs as a percentage of total number of shares {i.e., Grand Total (A)+(B)+(C) indicated in Statement at para (I)(a) above}
1	<b>NIL</b>			
2				
3				
4				
5				
6				
7				
8				
9				
<b>TOTAL</b>			<b>0</b>	<b>0.00</b>

