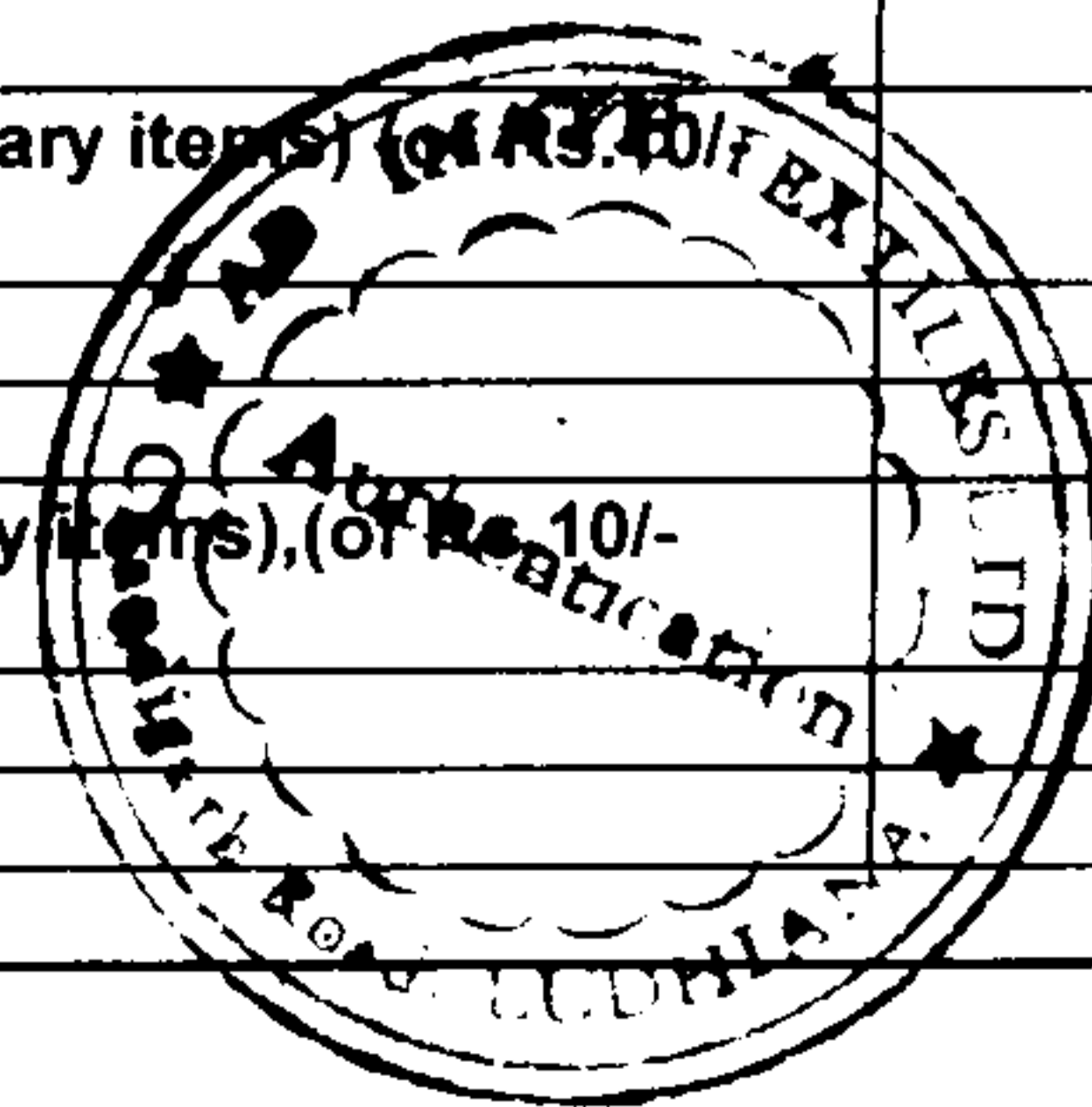


ADINATH TEXTILES LTD.  
REGD. OFFICE: VILLAGE BHOLAPUR  
P.O. SAHABANA, CHANDIGARH ROAD,  
LUDHIANA - 141 123


UNAUDITED FINANCIAL RESULTS (PROVISIONAL) FOR THE QUARTER/SIX MONTHS PERIOD ENDED 30TH SEPTEMBER, 2013


(Rs. in Lacs)							
PART 1							
SNO	PARTICULARS	Quarter ended 30.09.2013 (Un- audited)	Quarter ended 30.06.2013 (Un- audited)	Quarter ended 30.09.2012 (Un- audited)	Period ended 30.09.2013 (Un- audited)	Period ended 30.09.2012 (Un- audited)	Year ended 31.03.2013 (Audited)
<b>1</b>	<b>Income from operations</b>						
	(a) Net sales/ income from operations ( Net of excise duty)	15.23	39.46	317.29	54.69	605.80	950.69
	(b) Other operating income	5.04	25.28	20.26	30.32	39.77	79.71
	<b>Total income from operations (net)</b>	<b>20.27</b>	<b>64.74</b>	<b>337.55</b>	<b>85.01</b>	<b>645.57</b>	<b>1030.40</b>
<b>2</b>	<b>Expenses</b>						
	(a) Cost of materials consumed	0.00	0.00	0.00	0.00	0.00	0.00
	(b) Purchases of stock-in-trade	0.00	0.00	260.00	0.00	495.00	749.68
	(c) Changes in inventories of finished goods, work-in-progress and stock-in-trade	0.00	0.00	0.88	0.00	0.88	1.14
	(d) Employee benefits expense	10.35	16.74	10.84	27.09	21.92	46.96
	(e) Depreciation and amortisation expense	2.40	2.40	2.50	4.80	5.00	9.38
	(f) Other expenses						
	(i) Power & Fuel	11.54	12.26	11.08	23.80	20.91	33.12
	(ii) Manufacturing Exp.	1.85	3.20	1.60	5.05	3.62	9.65
	(iii) Others	3.21	5.47	9.16	8.68	13.30	86.10
	<b>Total expenses</b>	<b>29.35</b>	<b>40.07</b>	<b>296.06</b>	<b>69.42</b>	<b>560.63</b>	<b>936.03</b>
<b>3</b>	<b>Profit / (Loss) from operations before other income, finance costs and exceptional items (1-2)</b>						
		-9.08	24.67	41.49	15.59	84.94	94.37
<b>4</b>	<b>Other income</b>						
		0.02	0.09	0.50	0.11	0.50	0.77
<b>5</b>	<b>Profit / (Loss) from ordinary activities before finance costs and exceptional items (3 + 4)</b>						
		-9.06	24.76	41.99	15.70	85.44	95.14
<b>6</b>	<b>Finance costs</b>						
		0.00	0.00	0.00	0.00	0.03	0.01
<b>7</b>	<b>Profit / (Loss) from ordinary activities after finance costs but before exceptional items (5 + 6)</b>						
		-9.06	24.76	41.99	15.70	85.41	95.13
<b>8</b>	<b>Exceptional items</b>						
		0.00	0.00	0.00	0.00	0.00	0.00
<b>9</b>	<b>Profit / (Loss) from ordinary activities before tax (7 + 8)</b>						
		-9.06	24.76	41.99	15.70	85.41	95.13
<b>10</b>	<b>Tax expense</b>						
		0.00	0.00	0.00	0.00	0.00	19.87
<b>11</b>	<b>Profit / (Loss) from ordinary activities after tax (9 + 10)</b>						
		-9.06	24.76	41.99	15.70	85.41	75.26
<b>12</b>	<b>Extraordinary items (net of tax expense)</b>						
		0.00	0.00	0.00	0.00	0.00	0.00
<b>13</b>	<b>Net Profit / (Loss) for the period (11 + 12)</b>						
		-9.06	24.76	41.99	15.70	85.41	75.26
<b>14</b>	<b>Paid-up equity share capital</b>						
	(Face Value of Equity Share is Rs. 10/- each)	681.44	681.44	681.44	681.44	681.44	681.44
<b>15</b>	<b>Reserve excluding Revaluation Reserves as per balance sheet of previous accounting year</b>						(642.63)
<b>16.i</b>	<b>Earnings per share (before extraordinary items) (of Rs. 10/- each) (not annualised)</b>						
	(a) Basic	-0.13	0.36	0.62	0.23	1.25	1.10
	(b) Diluted	-0.13	0.36	0.62	0.23	1.25	1.10
<b>16.ii</b>	<b>Earnings per share (after extraordinary items) (of Rs. 10/- each) (not annualised)</b>						
	(a) Basic	-0.13	0.36	0.62	0.23	1.25	1.10
	(b) Diluted	-0.13	0.36	0.62	0.23	1.25	1.10



2

PART II							
SELECT INFORMATION FOR THE QUARTER ENDED 30TH SEPTEMBER, 2013							
	Particulars	Quarter ended 30.09.2013 (Un- audited)	Quarter ended 30.06.2013 (Un- audited)	Quarter ended 30.09.2012 (Un- audited)	Period ended 30.09.2013 (Un- audited)	Period ended 30.09.2012 (Un- audited)	Year ended 31.03.2013 (Audited)
<b>A</b>	<b>PARTICULARS OF SHAREHOLDING</b>						
1	Public shareholding						
	- Number of shares	3919490	3919490	3919490	3919490	3919490	3919490
	- Percentage of shareholding	57.52	57.52	57.52	57.52	57.52	57.52
2	Promoters and Promoter Group Shareholding **						
	a) Pledged / Encumbered						
	- Number of shares	-	-	2000000	-	2000000	2000000
	- Percentage of shares (as a % of the total shareholding of promoter and promoter group)	-	-	69.09	-	69.09	69.09
	- Percentage of shares (as a % of the total share capital of the company)	-	-	29.35	-	29.35	29.35
	b) Non - encumbered						
	- Number of shares	2894860	2894860	894860	2894860	894860	894860
	- Percentage of shares (as a % of the total shareholding of the Promoter and Promoter group)	100	100	30.91	100	30.91	30.91
	- Percentage of shares (as a % of the total share capital of the company)	42.48	42.48	13.13	42.48	13.13	13.13
<b>B</b>	<b>INVESTOR COMPLAINTS FOR THE QUARTER ENDED 30TH SEPTEMBER, 2013</b>						
	Pending at the beginning of the quarter	0					
	Received during the quarter	2					
	Disposed of during the quarter	2					
	Remaining unresolved at the end of the quarter	0					



STATEMENT OF ASSETS & LIABILITIES AS ON 30.09.2013		(RS. IN LACS)	
PARTICULARS		As at 30.09.2013	As at 31.03.2013
<b>A</b>	<b>EQUITY AND LIABILITIES</b>		
<b>1</b>	<b>SHAREHOLDER'S FUND</b>		
	(a) Share capital	701.44	701.44
	(b) Reserves and surplus	-626.93	-642.64
	(c) Money received against share warrants	0.00	0.00
	Sub-total - Shareholders' funds	74.51	58.80
<b>2</b>	Share application money pending allotment	0.00	0.00
<b>3</b>	Minority interest *	0.00	0.00
<b>4</b>	<b>Non-current liabilities</b>		
	(a) Long-term borrowings	166.50	171.50
	(b) Deferred tax liabilities (net)	19.86	19.87
	(c) Other long-term liabilities	0.00	0.00
	(d) Long-term provisions	4.73	4.73
	Sub-total - Non-current liabilities	191.09	196.10
<b>5</b>	<b>Current liabilities</b>		
	(a) Short-term borrowings	3.06	3.06
	(b) Trade payables	7.20	29.80
	(c) Other current liabilities	86.02	83.70
	(d) Short-term provisions	10.31	9.29
	Sub-total - Current liabilities	106.59	125.85
	<b>TOTAL - EQUITY AND LIABILITIES</b>	<b>372.19</b>	<b>380.75</b>
<b>B</b>	<b>ASSETS</b>		
<b>1</b>	<b>Non-current assets</b>		
	(a) Fixed assets	198.84	203.42
	(b) Goodwill on consolidation	0.00	0.00
	(c) Non-current investments	1.71	1.71
	(d) Deferred tax assets (net)	0.00	0.00
	(e) Long-term loans and advances	0.00	0.00
	(f) Other non-current assets	11.93	6.92
	Sub-total - Non-current assets	212.48	212.05
<b>2</b>	<b>Current assets</b>		
	(a) Current investments	0.00	0.00
	(b) Inventories	9.43	11.44
	(c) Trade receivables	84.76	99.03
	(d) Cash and cash equivalents	37.66	21.87
	(e) Short-term loans and advances	27.63	33.62
	(f) Other current assets	0.23	2.74
	Sub-total - Current assets	159.71	168.70
	<b>TOTAL - ASSETS</b>	<b>372.19</b>	<b>380.75</b>
<b>Notes:</b>			
1	The above un-audited results have been reviewed by the Audit Committee of the Company and approved by the Board of Directors of the Company at its meeting held on 13.11.2013 and the Statutory Auditors have carried out the limited review of the results		
2	As the company is a single segment company, the disclosure under segment reporting is not required.		
3	Previous years figures have been regrouped/recast wherever necessary.		
4	Promoters holdings are pledged with Financial Institutions for term loans availed of by the group company.		
		By Order of the Board For Adinath Textiles Limited	
			
		RAJNEESH OSWAL EXECUTIVE DIRECTOR	
Place : Ludhiana Date: 13.11.2013			

