



GROUP

# Adinath Textiles Limited

Regd. Office & Works : Village Bholapur, P.O. Sahabana,  
Chandigarh Road, Ludhiana - 141 123 India

CIN: L17115PB1979PLC003910  
Tel # : 0161-2685270  
Mob. # : 98761-00948  
E-mail : atl@shreyansgroup.com  
website : www.adinathtextiles.com

ATL/SCY/2023-24/149

10.11.2023

To

BSE Ltd.  
Phiroze Jeejeebhoy Towers,  
Dalal Street, Mumbai 400 001

**SUBJECT: OUTCOME OF BOARD MEETING DATED 10<sup>TH</sup> NOVEMBER, 2023**

Dear Sir,

With reference to Regulation 30 (2) read with Para A of Part A of Schedule III of the SEBI (LODR) Regulations, 2015, this is to inform you that the Board of Directors in their meeting held on 10<sup>th</sup> November, 2023 have transacted the followings business:

- Approval of Un-audited Financial Results for the Quarter and Half Year ended 30<sup>th</sup> September, 2023 in terms of the provisions of Regulation 33 of the SEBI (LODR) Regulations, 2015. (Copy of the Financial Results and Limited Review enclosed)

The Board meeting commenced at 12:30 P.M. and concluded at 01:45 P.M.

You are requested to take the same on your records.

Thanking you,

Yours Faithfully,

**FOR ADINATH TEXTILES LIMITED**



**HARPREET KAUR**  
**COMPANY SECRETARY AND COMPLIANCE OFFICER**  
ACS- 49237  
Encl.: a/above

**BRANCH OFFICES :-**

- 5 A-D, Gopala Tower, 25 Rajendra Place, New Delhi-110 008. Tel # 011-25721042, 25732104 Fax # 91-11-25752271 E-mail : sil.delhi@shreyansgroup.com
- 912, Hub Town, Viva Building, 9th Floor, Shankar Wadi, Western Express Highway, Jogeshwari (East), Mumbai - 400 060. Tel. #: 022-67084631

**ADINATH TEXTILES LIMITED**  
**REGD. OFFICE: VILLAGE BHOLAPUR**  
**P.O. SAHABANA, CHANDIGARH ROAD, LUDHIANA - 141 123**  
**CIN L17115PB1979PLC003910**

**UN-AUDITED FINANCIAL RESULTS FOR THE QUARTER AND HALF YEAR ENDED 30TH SEPTEMBER 2023**


(Rs. in lacs)

SNO	PARTICULARS	Quarter ended			Half year ended		Year ended
		30.09.2023	30.06.2023	30.09.2022	30.09.2023	30.09.2022	31.03.2023
		Un-audited	Un-audited	Un-audited	Un-audited	Un-audited	Audited
I	Revenue from Operations	-	-	-	-	-	-
II	Other income	39.48	44.98	48.84	84.46	87.27	184.48
III	<b>Total income (I+II)</b>	<b>39.48</b>	<b>44.98</b>	<b>48.84</b>	<b>84.46</b>	<b>87.27</b>	<b>184.48</b>
IV	<b>Expenses</b>						
	Cost of materials consumed	-	-	-	-	-	-
	Changes in inventories of finished goods, Stock in trade and Work in-progress	-	-	-	-	-	-
	Employee benefits expense	19.12	20.11	21.02	39.23	37.19	78.02
	Finance costs	0.03	0.04	0.03	0.07	0.07	0.17
	Depreciation and amortisation expense	1.57	1.52	1.59	3.09	3.18	6.87
	Power & Fuel Expense	3.52	2.88	2.75	6.40	5.55	10.54
	Other Expenses	6.64	6.75	2.66	13.39	6.58	20.65
	<b>Total expenses</b>	<b>30.88</b>	<b>31.30</b>	<b>28.05</b>	<b>62.18</b>	<b>52.57</b>	<b>116.25</b>
V	<b>Profit / (Loss) before exceptional items and tax (III-IV)</b>	<b>8.60</b>	<b>13.68</b>	<b>20.79</b>	<b>22.28</b>	<b>34.70</b>	<b>68.23</b>
VI	Exceptional items	-	-	-	-	-	-
VII	<b>Profit / (Loss) before tax (V-VI)</b>	<b>8.60</b>	<b>13.68</b>	<b>20.79</b>	<b>22.28</b>	<b>34.70</b>	<b>68.23</b>
VIII	<b>Tax Expense</b>						
	-Current Tax	0.99	2.85	6.77	3.84	12.25	12.13
	-Deferred Tax	3.48	(0.71)	(0.22)	2.77	(0.88)	(9.09)
IX	<b>Profit / (Loss) for the period from continuing operations (VII-VIII)</b>	<b>4.13</b>	<b>11.54</b>	<b>14.24</b>	<b>15.67</b>	<b>23.33</b>	<b>65.19</b>
X	<b>Profit / (Loss) from discontinued operations</b>	-	-	-	-	-	-
XI	<b>Profit / (Loss) for the period (IX+X)</b>	<b>4.13</b>	<b>11.54</b>	<b>14.24</b>	<b>15.67</b>	<b>23.33</b>	<b>65.19</b>
XII	<b>Other Comprehensive income</b>						
	-Items that will not be reclassified to profit or loss	-	-	-	-	-	0.14
	- Income tax relating to items that will not be reclassified to profit or loss	-	-	-	-	-	(0.03)
	<b>Total Other Comprehensive income</b>	-	-	-	-	-	0.11
XIII	<b>Total Comprehensive income for the period (XI+XII) (Comprising Profit (Loss) and other Comprehensive Income for the period)</b>	<b>4.13</b>	<b>11.54</b>	<b>14.24</b>	<b>15.67</b>	<b>23.33</b>	<b>65.30</b>
XIV	Paid-up Equity share capital (Face Value of Rs. 10/- each)	681.44	681.44	681.44	681.44	681.44	681.44
XV	Other Equity as per balance sheet	-	-	-	-	-	(457.87)
XVI	<b>Earnings per share for continuing operations (not annualised)</b>						
	(a) Basic (Rs)	0.06	0.17	0.21	0.23	0.34	0.96
	(b) Diluted (Rs)	0.06	0.17	0.21	0.23	0.34	0.96
XVII	<b>Earnings per share for discontinued operations (not annualised)</b>						
	(a) Basic (Rs)	-	-	-	-	-	-
	(b) Diluted (Rs)	-	-	-	-	-	-
XVIII	<b>Earnings per share for discontinued operations and continuing operations (not annualised)</b>						
	(a) Basic (Rs)	0.06	0.17	0.21	0.23	0.34	0.96
	(b) Diluted (Rs)	0.06	0.17	0.21	0.23	0.34	0.96

*[Handwritten Signature]*




<b>STATEMENT OF ASSETS AND LIABILITIES</b>		
		<i>(Rs. in lacs)</i>
	<b>As at 30.09.2023 (Un-audited)</b>	<b>As at 31.03.2023 (Audited)</b>
<b>ASSETS</b>		
<b>1 Non-current assets</b>		
(a) Property, Plant and Equipment	64.20	66.49
(b) Financial Assets		
i Investments	166.13	156.49
(c) Deferred Tax Asset (Net)	5.70	8.47
(d) Other Non Current Assets	9.67	9.67
<b>Total Non-current assets</b>	<b>245.70</b>	<b>241.12</b>
<b>2 Current assets</b>		
(a) Inventories	1.05	1.05
(b) Financial Assets		
i Investments	61.24	73.74
ii Trade receivables	24.85	24.85
iii Cash and Cash equivalents	9.43	9.97
iv Bank Balances other than ii above	0.20	5.67
(c) Current tax assets (net)	13.48	5.56
(d) Other current assets	32.08	7.81
<b>Total Current assets</b>	<b>142.34</b>	<b>128.65</b>
<b>TOTAL ASSETS</b>	<b>388.04</b>	<b>369.77</b>
<b>EQUITY AND LIABILITIES</b>		
<b>Equity</b>		
(a) Equity Share capital	699.44	699.44
(b) Other Equity	(442.21)	(457.87)
<b>Total Equity</b>	<b>257.23</b>	<b>241.57</b>
<b>Liabilities</b>		
<b>1 Non-current liabilities</b>		
(a) Financial Liabilities		
i Borrowings	-	-
ii Other Financial Liabilities	0.99	0.94
(b) Provisions	18.38	22.09
(c) Deferred tax liabilities (net)	-	-
<b>Total Non-current liabilities</b>	<b>19.37</b>	<b>23.03</b>
<b>2 Current liabilities</b>		
(a) Financial Liabilities		
i Borrowings	-	-
ii Trade payables		
a) total outstanding dues of micro enterprises and small enterprises	-	-
b) total outstanding dues of creditor other than i(a) above	0.59	-
ii Other financial liabilities	64.69	61.18
(b) Other current liabilities	43.66	42.03
(c) Provisions	2.51	1.96
(d) Current Tax Liability		-
<b>Total Current liabilities</b>	<b>111.44</b>	<b>105.17</b>
<b>TOTAL EQUITY AND LIABILITIES</b>	<b>388.04</b>	<b>369.77</b>



**CASH FLOW STATEMENT**

*(Rs. in lacs)*


		<b>Half year ended 30.09.2023 (Un-audited)</b>	<b>Half year ended 30.09.2022 (Un-audited)</b>	
<b>A. CASH FLOW FROM OPERATING ACTIVITIES</b>				
<b>Profit/(Loss) Before Exceptional items &amp; tax</b>		<b>22.28</b>		<b>34.70</b>
<b>Adjustment For Non Cash &amp; Non Operating Items:-</b>				
Depreciation and amortisation expences	3.09		3.18	
Interest Income	(0.12)		(0.11)	
Financial Expenses	0.07		0.07	
(Loss)/Profit on Sale & Discard of PPE	0.00		0.00	
Profit on Sale of Investment	(0.43)		0.00	
Allowance for doubtful/credit loss for trade receiables and advances written back	0.00		0.00	
Gain on fair valuation of investmets	(16.72)		3.02	
Adjustment for Tax Expense relating to earlier years	0.00		0.00	
Provision for income tax	0.00		0.00	
Rental Income	(67.17)		(89.13)	
	(81.27)	(81.27)	(82.97)	(82.97)
<b>Operating Profit Before Working Capital Changes</b>		<b>(58.99)</b>		<b>(48.27)</b>
<b>Adjustment For Changes in Working Capital:-</b>				
Increase/(Decrease) in Trade Recievable	(0.00)		(0.22)	
(Increase)/Decrease in Other Current Assets	(24.27)		(22.39)	
(Increase)/Decrease in Investments	0.00		0.00	
(Increase)/Decrease in Current Tax Assets	(7.92)		14.01	
Increase/Decrease in Other Non Current Assets	0.00		0.00	
(Increase)/Decrease in Trade Payables	0.59		0.56	
(Increase)/ Decrease in other Current Liabilities	1.63		10.75	
Increase /(Decrease) in Current Provisions	0.54		0.78	
(Increase)/Decrease in Non-Current Provisions	(3.71)		0.81	
(Increase)/Decrease in Other Financial Liabilities	3.52		2.64	
	(29.63)	(29.63)	6.94	6.94
<b>Cash Flow From Operating Activities Before Exceptional</b>		<b>(88.62)</b>		<b>(41.33)</b>
Direct Taxes Paid	(3.84)		(12.25)	
	(3.84)	(3.84)	(12.25)	(12.25)
<b>Net Cash Used in Operating Activities</b>		<b>(92.46)</b>		<b>(53.58)</b>
<b>B. CASH FLOW FROM INVESTING ACTIVITIES</b>				
Purchase Of Fixed Assets	(0.80)		0.00	
Sale Of Fixed Assets	0.00			
Sale of Investment in Mutual Fund	20.00		0.00	
Rental Income	67.17		89.13	
Interest Income	0.12		0.11	
<b>Net Cash Generated from Investing Activities</b>	<b>86.48</b>	<b>86.48</b>	<b>89.24</b>	<b>89.24</b>
<b>C. CASH FLOW FROM FINANCING ACTIVITIES:</b>				
Repayment Of Long Term Borrowings	0.00		(45.00)	
Financial Expenses	(0.03)		(0.04)	
<b>Net Cash Generated from/(used in) Financing Activities</b>	<b>(0.03)</b>	<b>(0.03)</b>	<b>(45.04)</b>	<b>(45.04)</b>
Net Increase/(Decrease) in Cash and Cash Equivalents		(6.01)		(9.38)
Opening Cash and Cash Equivalents		15.64		63.72
Closing Cash and cash Equivalents		9.63		54.34

**Notes:**

- 1 The Company has only one reportable segment viz. Textiles.
- 2 Provision for Gratuity & Leave with Wages liability to employees has been made on estimated basis for the quarter ended 30th Sep 2023. The short/excess if any on the basis of actuarial valuation as per Indian Accounting Standard IND AS -19 'Employee Benefits' would be made in the audited annual accounts for the year ended 31st March, 2024.
- 3 The figures of the previous period have been regrouped / rearranged wherever considered necessary.
- 4 The above un-audited results have been reviewed by the Audit Committee and approved by the Board of Directors in its meeting held on 10th November 2023. The Statutory Auditors of the Company have carried out a Limited Review of the aforesaid results.

**Date: 10.11.2023**  
**Place: Ludhiana**



**For and on behalf of the Board**

A handwritten signature in black ink, appearing to read "Rajneesh Oswal".

**(Rajneesh Oswal)**  
**Chairman & Managing Director**  
**DIN: 00002668**

**INDEPENDENT AUDITOR'S REVIEW REPORT ON THE QUARTERLY UNAUDITED FINANCIAL RESULTS OF ADINATH TEXTILES LIMITED PURSUANT TO THE REGULATION 33 OF THE SEBI (LISTING OBLIGATIONS AND DISCLOSURES REQUIREMENTS) REGULATIONS, 2015, AS AMENDED.**

To  
The Board of Directors  
Adinath Textiles Limited,  
Ludhiana

**1. Introduction**

We have reviewed the accompanying statement of unaudited financial results of ADINATH TEXTILES LIMITED ("the Company"), for the quarter and half year ended 30th Sept,2023 ("the Statement") attached herewith, being prepared by the Company pursuant to the requirements of Regulation 33 of the SEBI (Listing Obligations and Disclosure Requirements) Regulations, 2015, as amended ( the " Listing Regulation")


This statement, which is the responsibility of the Company's Management and has been approved by the Board of Directors, has been prepared in accordance with the recognition & measurement principles laid down in the Indian Accounting Standard 34 "Interim Financial Reporting" prescribed under Section 133 of the Companies Act, 2013 read with relevant rules and the circular issued there under and other accounting principles generally accepted in India. Our responsibility is to issue a report on these financial statements based on our review.

**2. Scope of Review**

We conducted our review in accordance with the Standard on Review Engagement (SRE) 2410, "Review of Interim Financial Information Performed by the Independent Auditors of the Entity" issued by the Institute of Chartered Accountants of India. This standard requires that we plan and perform the review to obtain moderate assurance as to whether the financial statements are free from material misstatement. A review is limited primarily to inquiries of company personnel and analytical procedures applied to financial data and thus provide less assurance than an audit. We have not performed an audit and accordingly, we do not express an audit opinion.

**3. Conclusion**

Based on our review conducted as stated above, nothing has come to our attention that causes us to believe that the accompanying statement of unaudited financial results, prepared in accordance with the applicable Indian Accounting Standards (Ind AS) specified under section 133 of the Companies Act, 2013 read with relevant rules issued there under and other recognized accounting



practices and policies has not disclosed the information required to be disclosed in terms of Regulation 33 of SEBI (Listing Obligations and Disclosure Requirements) Regulation, 2015 including the manner in which it is to be disclosed, or that it contains any material misstatement.


**4. Emphasis of Matter**

We draw attention to the following matter:

Refer Note 2 to the statement which states that Provision for gratuity & Leave with Wages liability to employees have been made on an estimated basis for the quarter and half year ended on 30<sup>th</sup> Sept, 2023, Accordingly short/excess if any on the basis of actuarial valuation would be adjusted in annual audited accounts for Financial Year 2023-2024. Therefore, we are unable to comment on the effects of the same in the statement for the quarter and half year ended on 30<sup>th</sup> Sept, 2023.

Our conclusion is not qualified in respect of matter reported in para 4 of Emphases on Matter.

**For Kamboj Malhotra & Associates  
Chartered Accountants  
(Firm Regn. No. 015848N)**



**(CA. Amarjit Kamboj)**

**Partner**

**M.No.082152**

**UDIN-23082152BG12HCH3457**

**Place: Ludhiana**

**Date: 10-11-2023**